



SMARTXIDE PUNTO

**Advanced Radiofrequency CO₂
Technology: Targeted Action
for Skin Rejuvenation**

- DOT Therapy
- Periocular Lifting
- Scar Treatment
- Dermatological Surgery
- Plastic and Aesthetic Surgery

DEKA
Innate Ability



SmartXide PUNTO

Scientific knowledge
and technological
advances to provide
physicians with
innovative solutions



Experience and innovation: a winning mix!

DEKA was a pioneer in skin photorejuvenation thanks to its fractional CO₂ lasers. SmartXide DOT, with DOT Therapy, has paved the way for a new generation of CO₂ lasers since 2004. Today, DEKA introduces the latest evolution of that original device, combining its consolidated high degree technical features with the most evolved RF-CO₂ laser source technology. The new born is the **SmartXide Punto** system: the new entry-level CO₂ laser configuration designed for aesthetic medicine and dermatological surgery!



*I think that the new **SmartXide Punto** is a fantastic opportunity for all those physicians looking for an advanced CO₂ laser for their office, with a limited investment. The introduction of the RF-CO₂ source, instead of the old CO₂ - tube technology, makes it possible to reduce maintenance costs significantly and, at the same time, it provides new treatment possibilities. In fact, thanks to the PSD® technology, **SmartXide Punto** is an extremely versatile system that allows you to select the optimal pulse shape for any required treatment. The fact that you can set all the parameters precisely - such as power, DOT dwell time, SmartStack level, distance between DOTs, and emission, with the new Spray laser delivery mode as well - allows you to treat all patients successfully and without complications, even when they have phototype IV or V skin.* //

Paolo Bonan, M.D.

Head of Laser Dermatology & Plastic Surgery Unit
Villa Donatello Clinic - Florence, Italy



PSD® Technology: Uncompromising Versatility

DEKA, world leader in advanced medical laser systems, has developed a RF CO₂ laser source with the exclusive **PSD®** (Pulse Shape Design) technology, achieving performance levels never attained before in dermatological applications. Complete control of duration, energy, and shape of each pulse makes the choice of SmartPulse (SP), DEKAPulse (DP) and HighPulse (HP) the best solution for all the needs in Skin Resurfacing and Surgical treatments.

PSD® can modulate ablation and coagulation (thermal effect) freehand and fractional scanning modes.

- **Ablation.** The high peak power delivered in the first part of the pulse releases a great amount of energy very rapidly and causes immediate ablation of the epidermis and the topmost skin layers, which are less rich in water.
- **Thermal effect.** Following rapid vaporisation, the CO₂ laser energy is transformed in heat, propagating deep down in the water-rich derma. The result is immediate “shrinkage” of the tissues and direct stimulation of the cells to produce new collagen.

The therapeutic action reaches surface tissues and deeper areas selectively, ensuring maximum reliability in controlling the application, with minimum thermal damage and extremely rapid recovery time for patients.

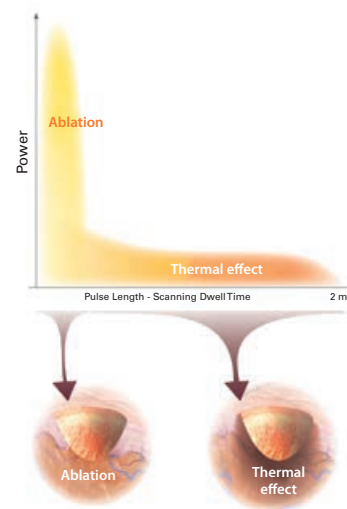


SmartXide Punto's PLUS

HiScan DOT	Scanner system for DOT Therapy with sterilisable spacer.
PSD® Technology	RF-CO ₂ laser system with the exclusive Pulse Shape Design technology. It enables maximum flexibility of the pulse shape: S-pulse, D-pulse, H-pulse and the CW-mode, thus greatly expanding SmartXide Punto's surgical capabilities.
SmartStack	5 levels to select from, for precise control of vaporization depth and thermal effect.
Spray Mode	Pseudo-random scanning emission to assure a more “natural” treatment effect.
7	Adjustable scanning shapes for size and height/width ratio: DOT, line, triangle, rectangle, hexagon, ellipse, and ring.
Database	Integrated protocols designed for Aesthetic Dermatology.

Evident advantages for physicians and patients

Pulse selection allows for perfect modulation of ablation and thermal denaturation effects in the most efficient way, according to the patient's needs. The specific features of each pulse shape make it possible to perform several treatments with minimal invasiveness, quicker recovery time, and excellent results.





Extended Physicians' Capabilities while Improving Patients' Life

Power, pulse shape, distance between DOTs, dwell time, SmartStack level, scanning methods, shape and size of the treatment area: these are the parameters that can be individually adjusted to tailor each treatment and downtime precisely to the patient's needs.



versatility



simplicity



effectiveness

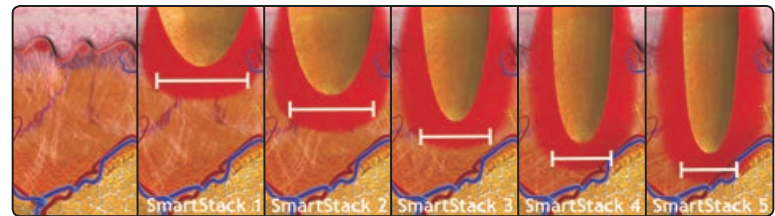


safety

SmartStack function: maximum precision in controlling skin vaporisation depth and thermal effect


The physician can deliver the laser energy in a single pulse or in several consecutive pulses (from 1 to 5), always on the same DOT, making **SmartXide Punto** safer and more effective than other laser systems with only ablative effect. This results in rapid recovery time and enhanced patient comfort.

- **Control of thermal effect:** By increasing the SmartStack level, the tissue cools between one pulse and the next, thus reducing thermal damage and the risk of undesirable side effects, particularly in delicate areas or in patients with dark or Asian phototypes.
- **Precise control of the vaporisation depth:** **SmartXide Punto** prevents heavy bleeding of the skin and the consequent lengthy recovery time, even where greater ablation depth is called for, as in the treatment of scars.



SmartXide Punto is capable of treating even the most complex cases, such as scarring, surface pigmentation and deep wrinkles. Very delicate areas such as the neck and eyelids, and even phototypes with a high PIH (*Postinflammatory Hyperpigmentation*) risk – to date considered out of reach – can be treated successfully and safely.

- 7 different scanning shapes (DOT, line, triangle, rectangle, hexagon, ellipse and ring) simply selecting on the HiScan DOT head for greater treatment precision and versatility.
- With the new Spray mode, a pseudo-casual covering of the area to be scanned is done. This allows for uniform, homogenous skin stimulation, with a more natural aesthetic result for skin texture.
- The *SmartTrack* algorithm, developed to enhance post-treatment recovery, optimizes treatment area scanning, minimizes local temperature increase .





A Simple Solution for Aesthetics and Dermatological Surgery

The **SmartXide Punto** laser system enables accurate selection of all the operating parameters, thus making it possible to perform a wide range of aesthetic and dermatological treatments in the most efficient way, facilitating the patient's post-op recovery. Ideal for treating delicate areas such as the neck and décolleté, **SmartXide Punto** is also especially well-suited for minimally invasive periocular lifting.

Excellent results are guaranteed by DEKA's lengthy experience dating back to the emergence of CO₂ lasers.



A

B

Patient with deep wrinkles on her face. The pictures above show the evident improvement 30 days after 2 DOT Therapy sessions.

Courtesy of Giovanni Cannarozzo, M.D., Rome - Italy - Piero Campolmi, M.D., Florence - Italy



A

B

Seborrheic Keratosis of the lower eyelid, before and 40 days after CO₂ laser surgery.
Courtesy of Giovanni Cannarozzo, M.D., Rome - Italy - Piero Campolmi, M.D., Florence - Italy

The new HiScan DOT is equipped with three buttons on the scanner unit, allowing easy adjustment of the treatment area's shape and size. The two system spacers, which are in contact with the patient's skin, can be sterilized, so as to guarantee maximum safety from one treatment to the next.



A

B

Patient with striae distensae due to her 2 past pregnancies. The pictures above show the evident improvement 40 days after 1 DOT Therapy session.

Courtesy of Maria Nadia Lisco, M.D., Alba Adriatica (TE) - Italy



A

B

Seborrheic Keratosis of scalp, before and 2 months after CO₂ laser surgery.
Courtesy of Giovanni Cannarozzo, M.D., Rome - Italy - Piero Campolmi, M.D., Florence - Italy

Technical Data

SmartXide Punto		30 W model	50 W model
Laser Type	CO ₂ RF - PSD®		
Wavelength	10,6 µm		
Emission Beam Mode	TEM ₀₀		
Emission Modes	CW - SP - DP - HP		
CW Power	From 0.5	to 30 W	to 50 W
SP Power	From 0.1	to 12 W	to 15 W
DP Power	From 0.2	to 12 W	to 15 W
HP Power	From 0.1	to 4 W	to 8 W
Beam Delivery	7-mirrors articulated arm		
Aiming Beam	Laser diode @ 635 nm - 1 mW - Adjustable intensity from 1% to 100% - Diode OFF while lasering (DOWL).		
Internal Database	Factory stored protocols, upgradable by USB. Possibility of storing custom user's protocols.		
Control Panel	Wide LCD Colour Touch Screen (8.4")		
Accessories (optional)	HiScan DOT Scanner System and a wide range of handpieces		
Electrical Requirements	From 100 to 230 Vac (automatic selection) 1,200 VA - 50/60 Hz		
Dimensions and Weight	122 (H) x 42 (W) x 54 (D) cm - 62 kg		

HiScan DOT Scanning System	
Max Scanning Area	15 x 15 mm
Dwell Time	From 100 µs to 2,000 µs, steps of 100 µs
Dot Spacing	From 0 to 2,000 µm, steps of 50 µm
Scanning Shapes	DOT, Line, Triangle, Rectangle, Hexagon, Ellipse and Ring
Scanning Modes	Normal, Interlaced, SmartTrack, Spray
SmartStack	From 1 to 5
Emission Modes	SP, DP, HP (DOT Fractional Scanning Mode) - CW (Standard Scanning Mode)



This brochure is not intended for the market of USA.



© DEKA 003-0140-20-020 Rev. 1.2

Download DEKA APP



DEKA M.E.L.A. s.r.l.

Via Baldanzese,17 - 50041 Calenzano (FI) - Italy
Tel. +39 055 8874942 - Fax +39 055 8832884

DEKA Innate Ability

A spin-off of the El.En. Group, DEKA is a world-class leader in the design and manufacture of lasers and light sources for applications in the medical field. DEKA markets its devices in more than 80 countries throughout an extensive network of international distributors as well as direct offices in Italy, France, Japan and USA. DEKA manufactures laser devices in compliance with the specifications of Directive 93/42/EEC and its quality assurance system is in accordance with the ISO 9001 and ISO 13485 standards.

Dealer stamp